



Corporate Presentation

September, 2021

Reader Advisory



Forward-looking Statements

This presentation contains forward-looking statements and forward-looking information (collectively "forward-looking statements") within the meaning of applicable securities laws. Often, but not always, forward-looking statements can be identified by the use of words such as "plans", "expects", "continues", "scheduled", "guided", "estimates", "forecasts", "intends", "potential", "belief" or similar expressions. These forward-looking statements relate to, among other things: the economic potential of Rio2's 100% owned Fenix Gold Project ("Fenix Gold"), the estimation of mineral resources and mineral reserves and realization of such mineral resources and mineral reserves, the price of gold, guidance on estimated annual production and cash costs, future performance, pre-feasibility estimates and optimization, availability of water supplies, timing for completion of studies, results of exploration, steps to development and timing, the benefits of acquisitions, production decisions and timing, exploration upside, finalization of definitive terms for the Fenix Gold construction financing package, and permitting, including the timing and expectation to receive an Environmental Impact Assessment ("EIA") approval at Fenix Gold. Forward-looking statements are based on numerous assumptions regarding present and future business strategies and the environment in which Rio2 will operate in the future, including receipt of required permits, the price of gold, anticipated costs and ability to achieve goals. The forward-looking statements and information are based on the opinions, assumptions and estimates that management of Rio2 considered reasonable at the date the statements are made, and are inherently subject to a variety of risks and uncertainties and other known and unknown factors that could cause the actual results, performance or achievements of Rio2 to be materially different from any future results, performance or achievements expressed or implied by the forward-looking information, including the fluctuating price of gold; risks and uncertainties arising from the COVID-19 pandemic, including the risk that Rio2's business continuity strategies, plans and protocols may prove to be inadequate; risks and uncertainties inherent in the preparation of estimates and studies, drill results and the estimation of mineral resources and mineral reserves; delays in obtaining or failure to obtain access to lands or required environmental permits or mine licenses, mine permits and regulatory approvals or non-compliance with such permits; risks that exploration data may be incomplete and considerable additional work may be required to complete the evaluation; risks inherent in mining; risks that the proposed Fenix Gold construction financing package may be delayed or not finalized as presently contemplated or at all; risks of changes in national and local government legislation in Chile, and/or political or economic developments in Chile, as well as those factors disclosed in Rio2's publicly filed documents available at www.sedar.com including those set out in Rio2's most recent annual information form, annual and interim financial statements and annual and interim management's discussion and analysis. Although Rio2 has attempted to identify important factors that could cause actual actions, events or results to differ materially from those described in forward-looking information, there may be other factors that cause actions, events or results not to be as anticipated or estimated. Actual results, performance or achievement could differ materially from those expressed in, or implied by, these forward-looking statements and, accordingly, no assurance can be given that any of the events anticipated by the forward-looking statements will transpire or occur, or if any of them do so, what benefits may be derived therefrom. Rio2 does not undertake to update any forward-looking information, except as, and to the extent required by, applicable securities laws. Forward-looking statements are made as of the date hereof, and accordingly, are subject to change after such date.

NI 43-101 Disclosure

All technical and scientific information with respect to Fenix Gold contained in this presentation has been taken from the technical report (the "PFS") entitled "Amended and Restated Pre-Feasibility Study for the Fenix Gold Project" dated effective August 15, 2019 and dated August 3, 2021. A copy of the PFS is available on Rio2's SEDAR profile at www.sedar.com. The information contained herein is subject to all of the assumptions, qualifications and procedures set out in the PFS and reference should be made to the PFS. The scientific and technical content of this presentation has been reviewed, approved and verified by Enrique Garay, Rio2's Senior Vice President - Geology, a Qualified Person as defined by National Instrument 43-101 – *Standards for Disclosure for Mineral Projects*. This presentation also discloses mineral resources. Mineral resources that are not mineral reserves do not have demonstrated economic viability.

Industry and Market Data

This presentation includes market and industry data obtained from various publicly available sources and other sources believed by Rio2 to be true. Although Rio2 believes it to be reliable, Rio2 has not independently verified any of the data from third party sources referred to in this presentation or analyzed or verified the underlying reports relied upon or referred to by such sources, or ascertained the underlying assumptions relied upon by such sources. Rio2 does not make any representation as to the accuracy of such information.

Comparables

The comparable information about other issuers was obtained from public sources and has not been verified by Rio2. Comparable means information that compares an issuer to other issuers. The information is a summary of certain relevant operational attributes of certain mining and resource companies and has been included to provide the prospective investor an overview of the performance of what are expected to be comparable issuers. The comparables are considered to be an appropriate basis for comparison with Rio2 based on their industry, size, operating scale, commodity mix, jurisdiction, capital structure and additional criteria. The comparable issuers face different risks from those applicable to Rio2. Investors are cautioned that there are risks inherent in making an investment decision based on the comparables, that past performance is not indicative of future performance and that the performance of Rio2 may be materially different from the comparable issuers.



“The largest undeveloped gold heap leach project in the Americas”

5M oz Au M&I resources @ \$1,500 Au

Why Rio2?



Fenix Gold – One of the Largest Gold Oxide Resources in the World

Proven Management Team

Capital Markets Credibility

Fenix Gold Financing Arranged to Fully Fund to Production

Staged Development Approach to Construction

A Platform for Further Growth

Highlights of Construction Financing Package





~US\$ 125 - US\$ 135 million

Financing Features

- Fenix Gold financing arranged to fully fund to production
- Highly attractive, flexible and complementary financing package at competitive cost of capital
- Comprehensive financing solution de-risks Fenix Gold construction
- Allows for pre-construction & process plant fabrication activities to commence
- Significant endorsement from leading financial partners Wheaton Precious Metals and BNP Paribas
- Minimal equity dilution
- Strong re-rating catalyst

Near-Term Catalysts

- Closure of C\$ 35.1 M equity offering 
- Completion of definitive documentation with Wheaton Precious Metals & drawdown of first stream deposit
- Commencement of pre-construction activities at infrastructure site 
- Finalization of BNP Paribas senior debt facility in advance of receipt of EIA approval
- Announcement of additional financing to support working capital through construction via a VAT reimbursement facility
- Receipt of EIA approval guided in Q1 2022

Construction Financing Package Summary

Fully Funded to Production



Gold Stream: US\$ 50 Million Cash Consideration

- Signed non-binding term sheet with Wheaton Precious Metals subject to completion of definitive documentation
- 6.0% of gold production until 90,000 oz delivered, 4.0% of gold production until 140,000 oz delivered and 3.5% thereafter
- US\$25 million payable upon satisfaction of certain customary conditions following the signing of the definitive documentation, with the remaining US\$ 25 million payable upon satisfaction of certain other conditions, including receipt of EIA approval
- In addition to the US\$50 million cash consideration, ongoing payments equal to 18% of the spot gold price⁽¹⁾

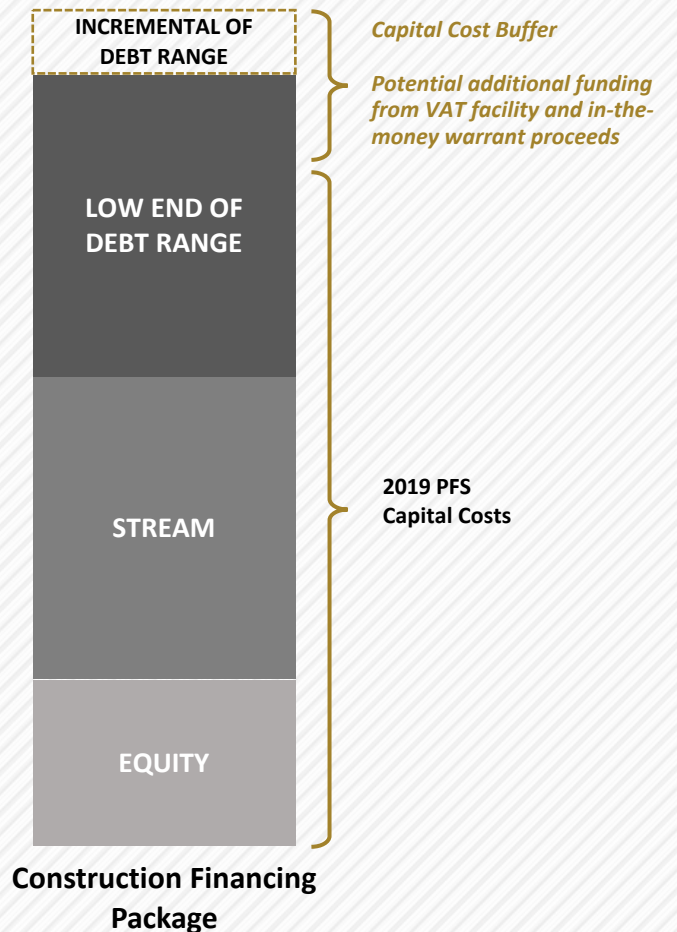
Senior Project Debt Facility: US\$ 50-60 Million

- BNP Paribas engaged to act as the exclusive and sole lead arranger and administrative agent for a senior project debt facility of between US\$ 50-60 million
- Signed indicative term sheet with use of proceeds to fund construction and commissioning of the Fenix Gold Mine

Equity: C\$ 35.1 Million Financing Closed Aug 2021

- Marketed equity offerings for gross proceeds of C\$ 35.1 million at C\$0.65 completed
- Wheaton Precious Metals subscribed to US\$ 5 million private placement

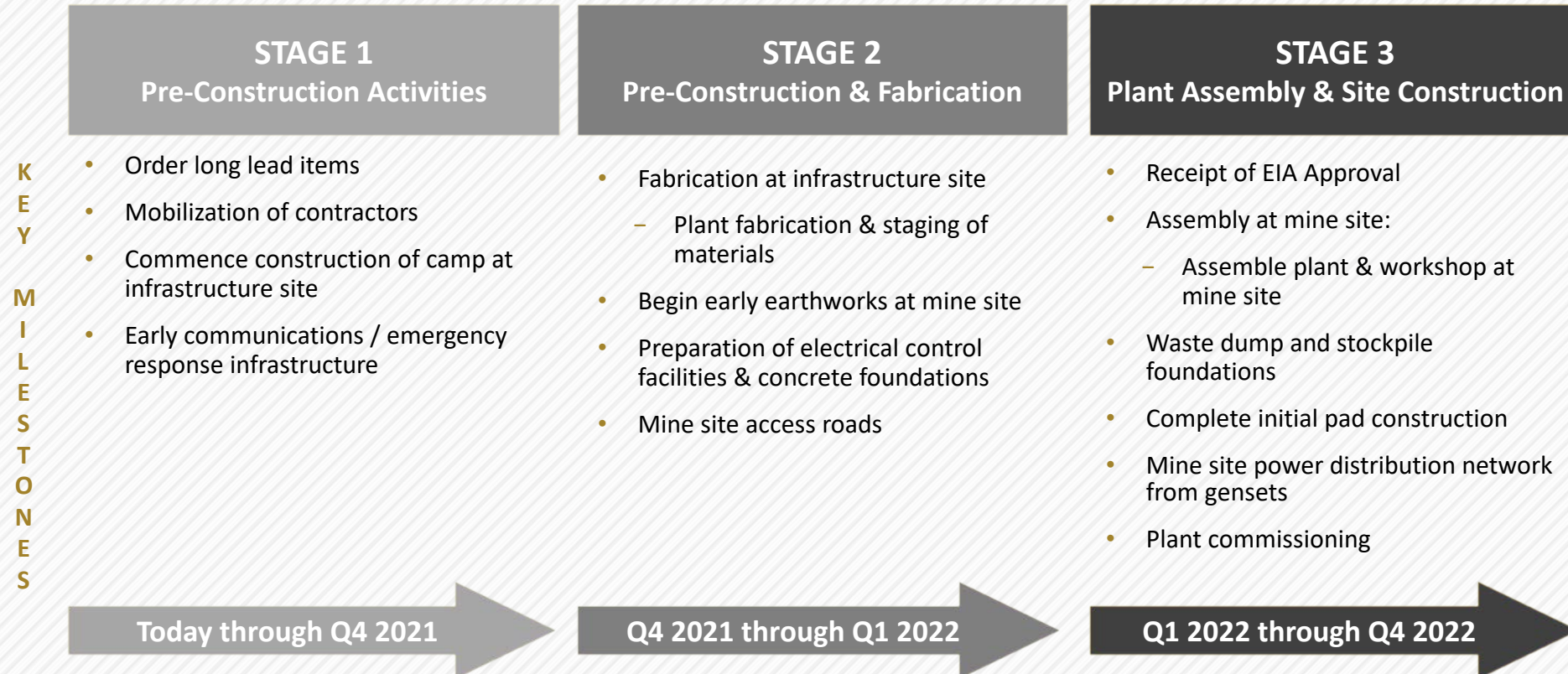
Path to Full Financing



(1) Wheaton will make ongoing payments for gold ounces delivered equal to 18% of the spot gold price until the value of gold delivered less the ongoing payment is equal to the upfront consideration of \$50 million, at which point the ongoing payment will increase to 22% of the spot gold price

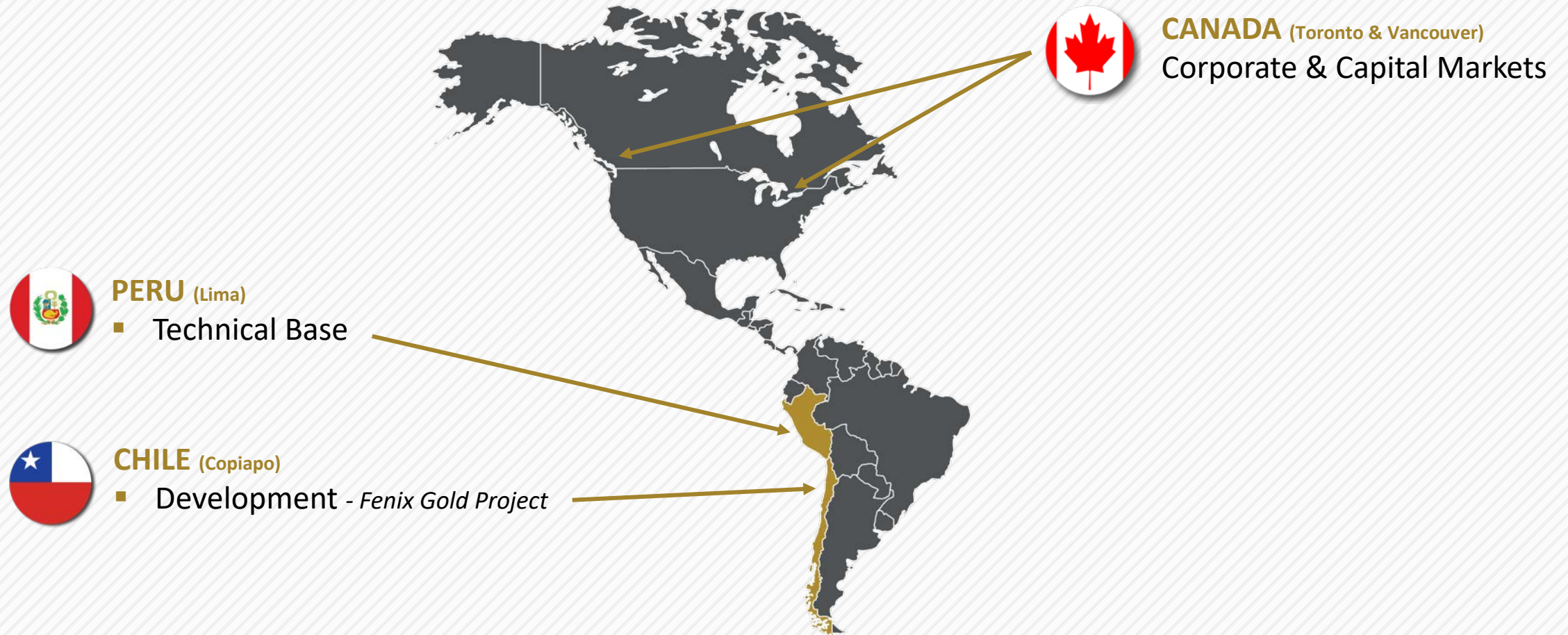
Fenix Gold Fast-Track to Production

First Gold production currently guided for Q4 2022⁽¹⁾



(1) Assumes the closing of the ~US\$125-US\$135 million construction financing package

Company Platform



Leadership Team

Board of Directors



Executive Management



Senior Management



Management

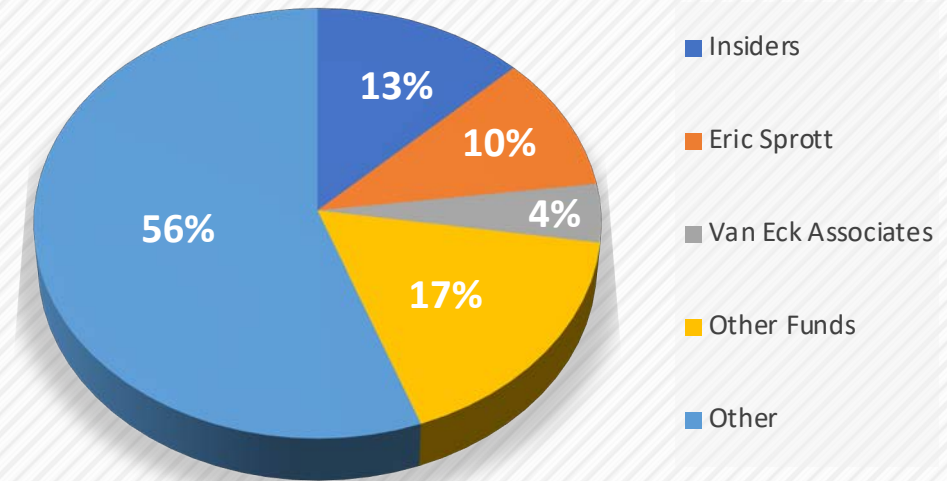


Capital Structure

As of Sep 10th, 2021

Share Price (TSXV)	CAD	0.62
Basic Shares Outstanding	M	254.3
Fully Diluted Shares	M	296.3
Basic Market Capitalization	USD M	124.8
Working Capital	USD M	1.4
Cash as of Jun/30/21 CAD = USD 0.7917		
EV per M&I resource ounce	USD	24.8
Proceeds from Aug 2021 financing	CAD M	35.1

Ownership



* Company Estimate

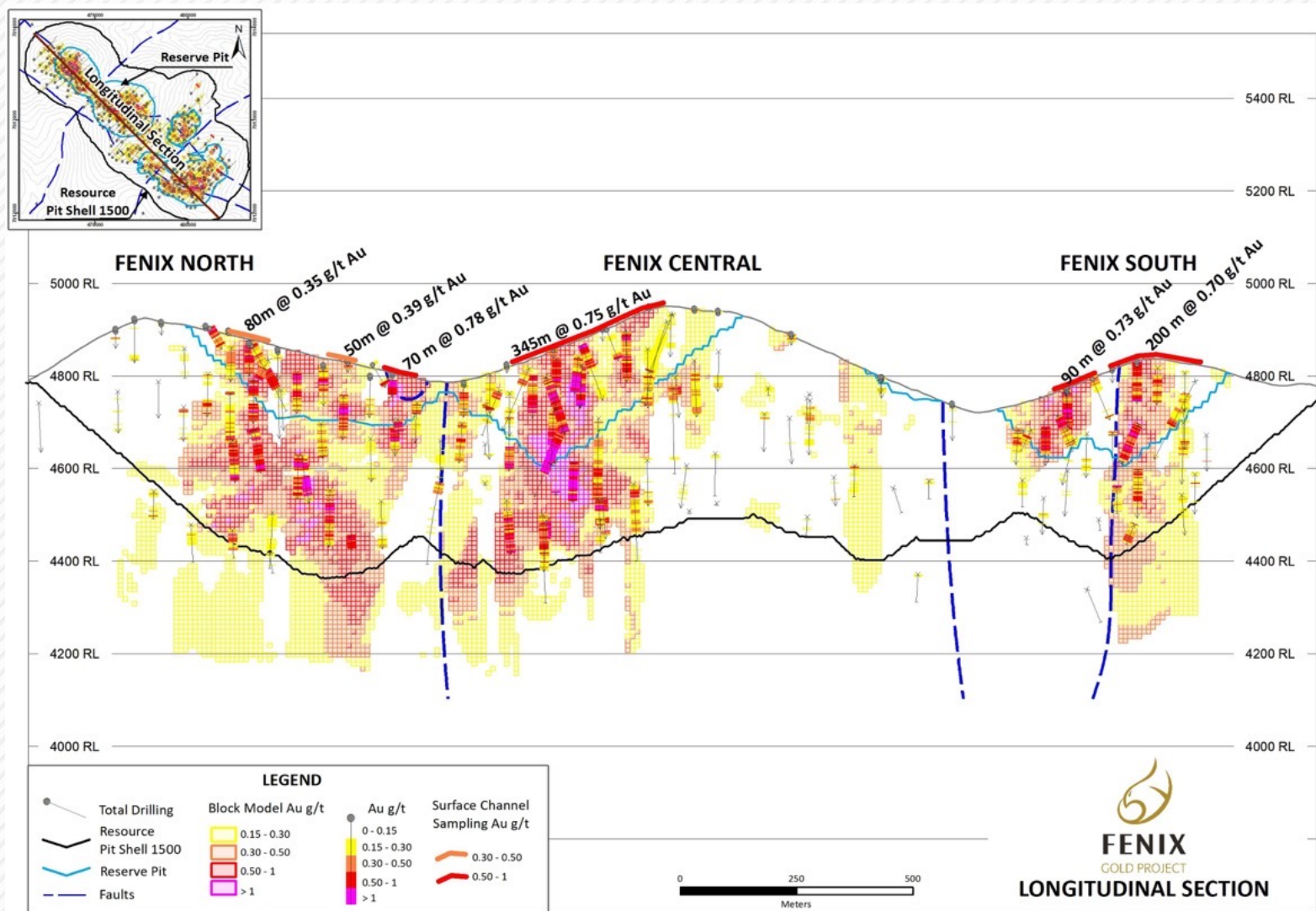
Fenix Gold Project Overview

- Located in established mining district
- Approx. 16,050 ha
- Surrounded by key infrastructure
- Water agreement in place
- Over 115,000 m drilling completed since 2010
 - 5 million Au oz of M&I Resources (US\$ 1,500)
 - 1.8 million Au oz of P&P Reserves (US\$ 1,225)
- Rio2 acquires Fenix Gold in July 2018
- Pre-Feasibility Study completed August 2019
- Environmental Impact Assessment filed April 2020
- Construction Financing Arranged August 2021

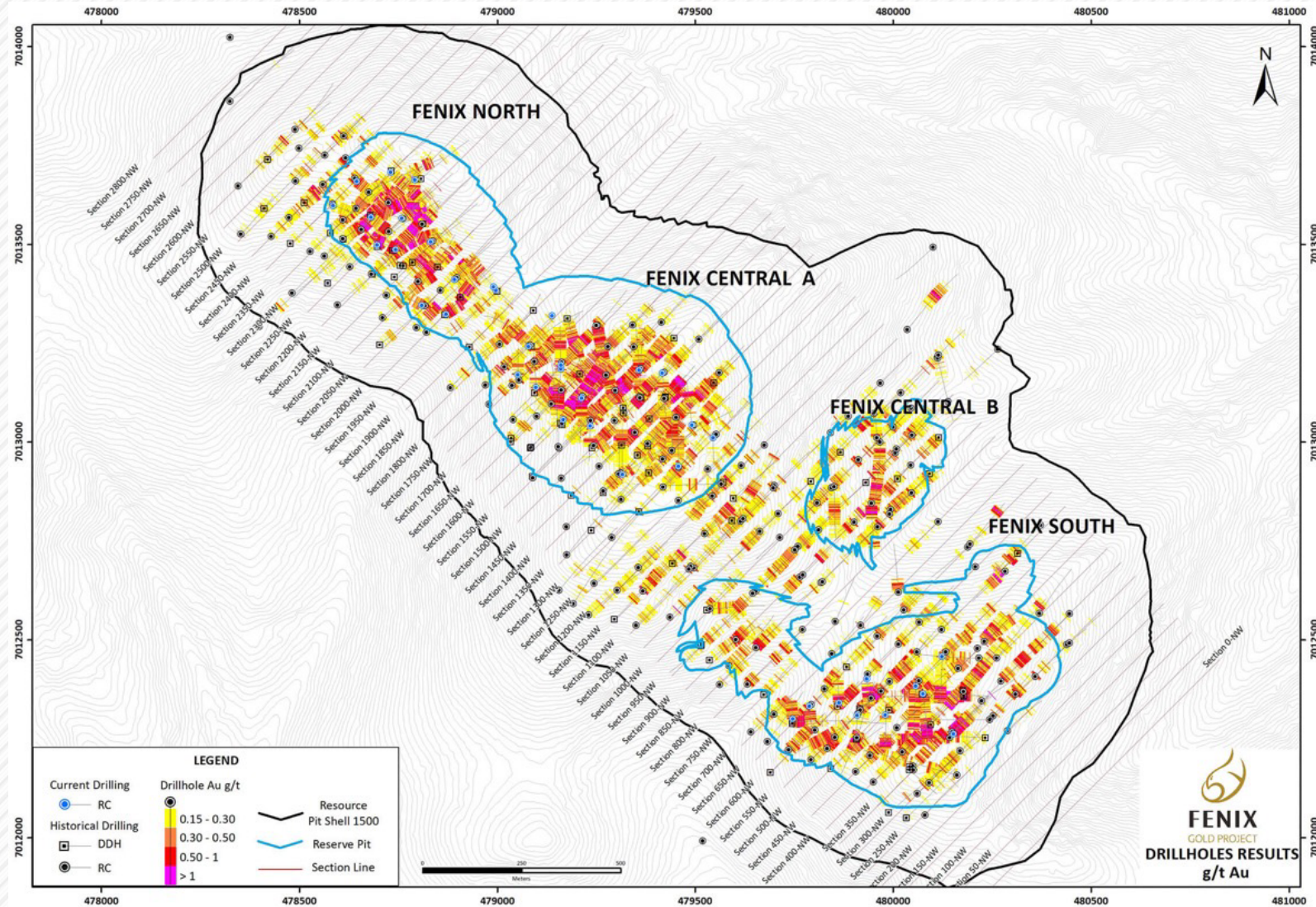
→ **Fast-track to Construction/Production**



Massive Outcropping Oxide Orebody



Massive Outcropping Oxide Orebody



Geology and Mineralization

- Bulk, disseminated deposit
- Black banded quartz veins in breccias
- Low sulfidation mineralization
- Open in all directions
- Negligible copper, sulfur and mercury

*Fenix Gold is **unique** in the Maricunga region as it is a pure oxide gold deposit with **no transitional or sulfide mineralization***



Large Undeveloped Oxide Gold Deposit

MEASURED & INDICATED

5 MOZ
US\$ 1,500

PROVEN & PROBABLE

1.8 MOZ
US\$ 1,225

INFERRED

1.4 MOZ
US\$ 1,500

Note: Resources are inclusive of reserves

- Strike length – 2.4 km; Width up to 400 m
- Currently drilled to depth of 600 m - open at depth and along strike
- Finely disseminated gold hosted in breccias
- 100% oxides - negligible copper

STATUS

Industrial water supply secured to fully support LOM Production

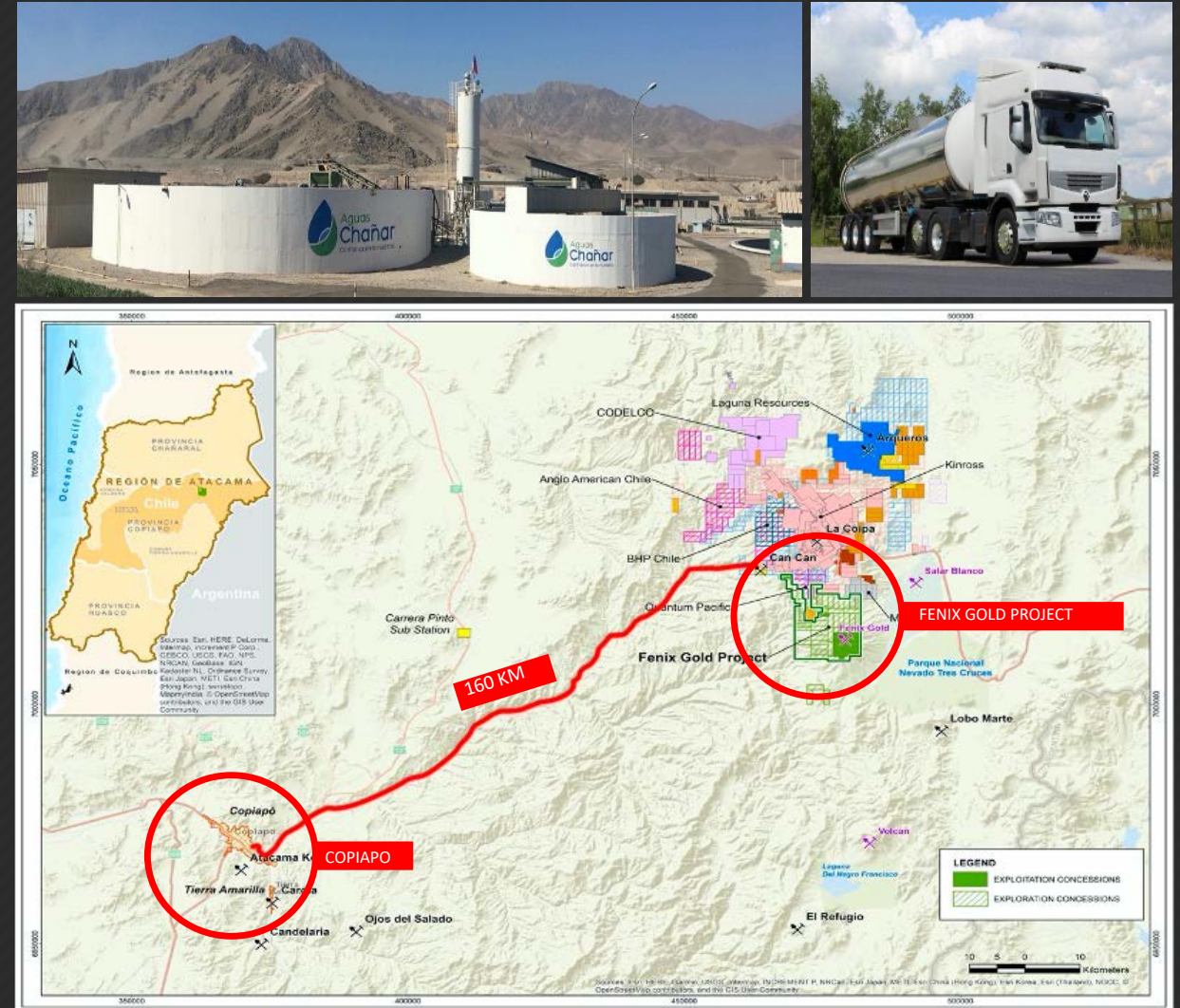
SUPPLIER

Agreement in place with Nueva Atacama

- Water is industrial (re-treated effluent) suitable for heap leaching process
- Full-Service Water Utility Company, part of a leading infrastructure platform in Chile and global conglomerate

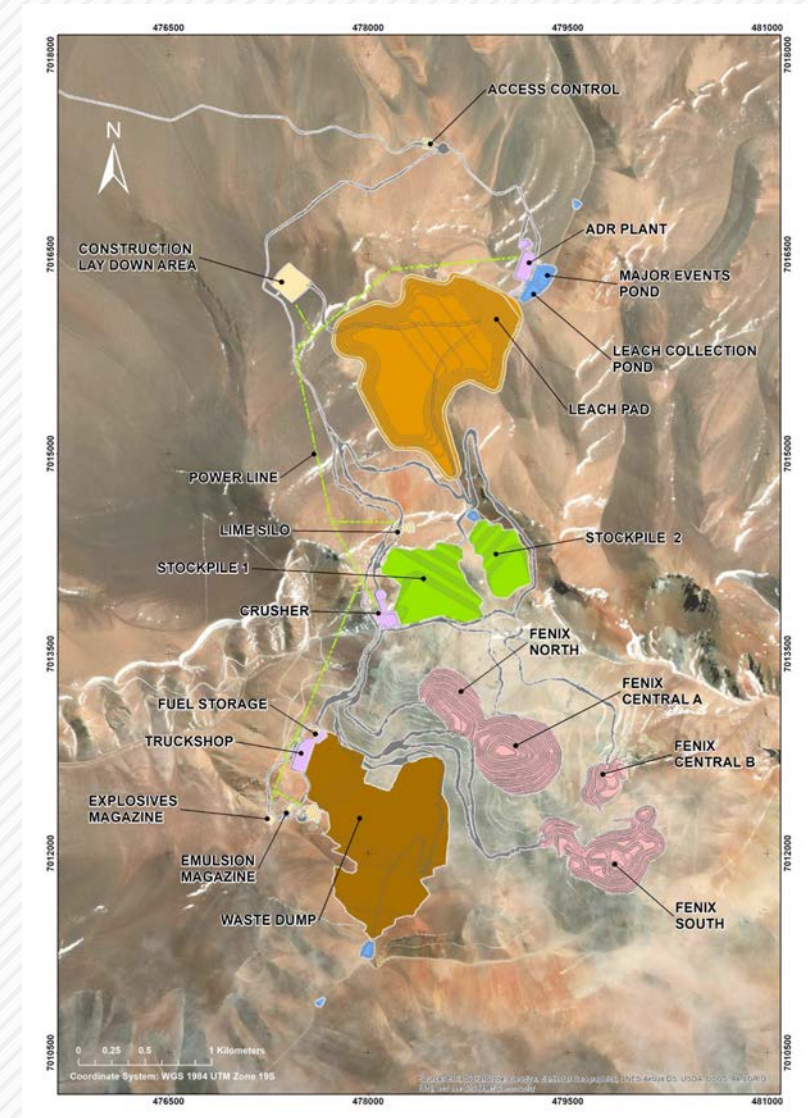
LOGISTICS

Truck water from Nueva Atacama (Copiapo) to the project site



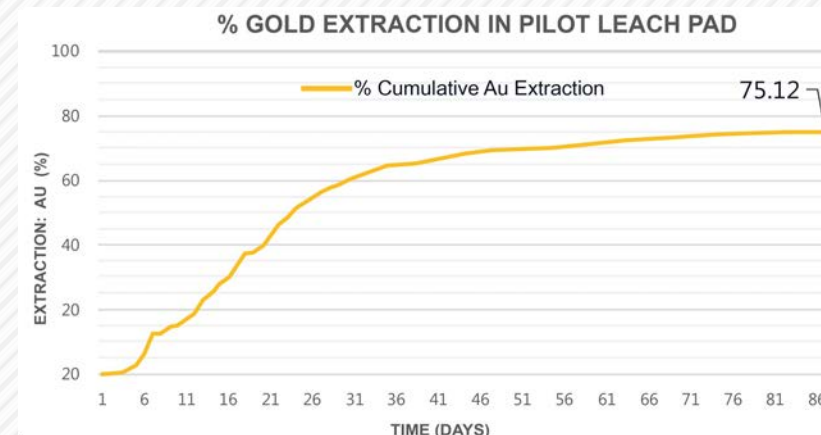
Unique Project and Development Approach

- Maricunga Region is dominated by many large-scale gold projects
- All have challenges with water, metallurgy, tailings disposal and capex
- Fenix Gold is **unique** in the Maricunga
 - Clean oxide mineralization
 - Simple metallurgy
 - 100% leach for LOM
 - No tailings
 - Able to bootstrap start-up with low construction capex
 - Able to cut development timeline to 2 years from 5 years by trucking water
 - A number of alternative water options identified to allow project expansion



ROM Leaching – “Game Changer”

- 426 tonne composited material from Fenix North, Central and South
- Trial conducted at Rio2’s infrastructure site located approximately 22 kilometers from the Fenix Gold mine site **at an altitude of 3,200m**
- The test work targeted **simplifying operations** and eliminating the need for the installation of a single stage gyratory crusher as outlined in previous studies
- Water used in the trial leaching was **industrial water** sourced from the Nueva Atacama water retreatment facility located in Copiapo
- The average grade of the composite material in the trial pad was **0.46 g/t gold, 0.43 g/t silver and 0.02% copper**
- Cyanide leaching - 81 days resulting in recoveries of **75.12% for gold** and 12.37% for silver. These results compare favorably with those from the 2019 PFS which assumed crushing material to a size of 4 inches with recoveries of 75% for gold and 10% for silver
- A recovery of approx. 60% for gold was achieved in the trial ROM heap within 30 days of leaching commencing
- Cyanide consumption averaged 0.18 kg/t and lime consumption averaged 2.95 kg/t. The 2019 PFS assumed cyanide consumption of 0.4 kg/t and lime consumption of 4 kg/t
- The granulometric analysis for the composited ROM material determined that the size fraction for 75% of the material was less than 3 inches, and 94% passing 5 inches – **Rio2 believes there is an opportunity to improve gold recoveries further by optimizing the blasting design during mining**

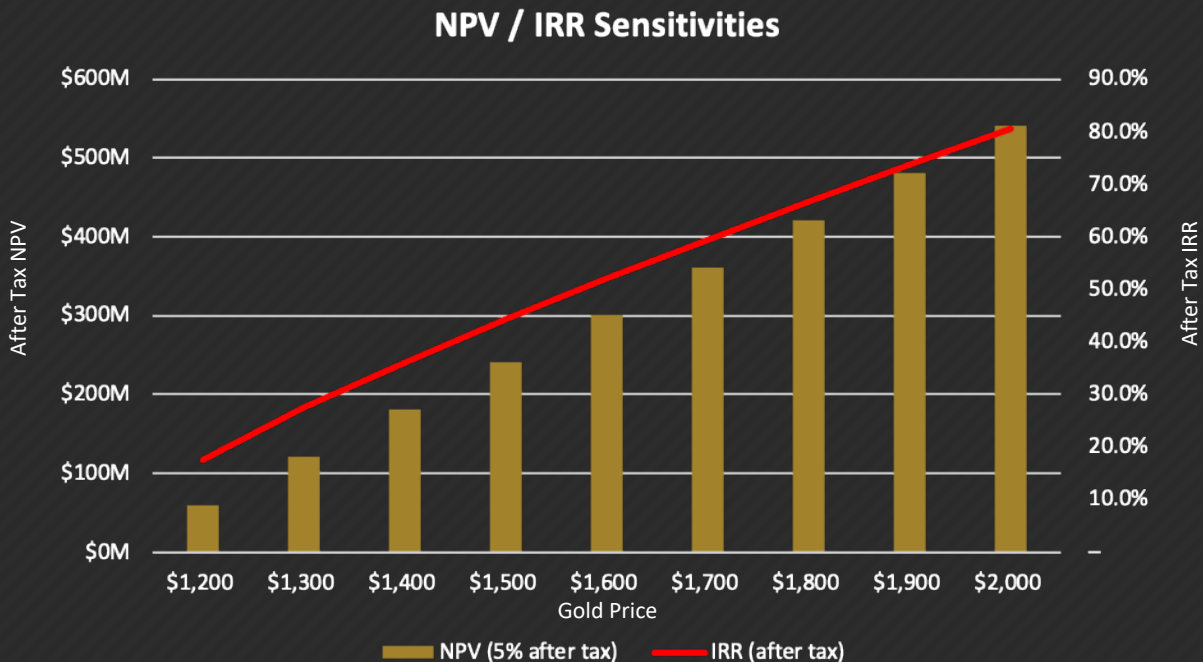


PFS Highlights

		High-Grade	Low-Grade	2019 PFS
Gold Price	US\$ / oz	\$1,300	\$1,300	\$1,300
Proven & Probable Reserve @\$1,225	Au oz			1,829,000
Throughput	tpd	20,000	20,000	20,000
Ore	tonnes M	81.9	33.1	115
Grade	Au g/t	0.57	0.30	0.49
Strip Ratio				0.81
Recovery	%	75	75	75
Recoverable Gold	oz			1,371,000
Avg. Annual Gold Production	oz	93,000	50,000	85,000
Mine Life	years	13	3	16
Initial Capex	USD M			\$111
Sustaining Capex	USD M			\$95
Cash Cost	USD / oz	\$918	\$1,036	\$927
AISC	USD / oz	\$979	\$1,082	\$997
Post-tax NPV @5%	USD M			\$121
Post-tax IRR @5%	%			27.4

Economic Sensitivities

20,000 tonne per day mining rate



Capital Cost Sensitivities

Capital Costs	-10%	\$111M	10%
NPV (5% after tax)	\$128M	\$121M	\$113M
IRR (after tax)	31.2%	27.4%	24.3%

Operating Cost Sensitivities

Operating Costs	-10%	\$1,272M	10%
NPV (5% after tax)	\$176M	\$121M	\$65M
IRR (after tax)	34.9%	27.4%	18.8%

Incorporating only Proven and Probable Mineral Reserves of 1,829,000 oz of gold – USD 1,300 Gold Price \$ in USD

Complementary Strategic Infrastructure



❑ Location

- 2 kms from proposed camp
- 22 kms from future mine site
- 1.5 hour drive from Copiapo

❑ Camp

Current capacity for 250 people at 3,200 masl that with refurbishment and expansion will become construction camp and accelerate startup of mine construction

❑ Power

Connection to grid power. Existing power agreements. Positive future impact on currently estimated energy costs

❑ Water

Permitted water bore - 5 litres per second
20% of the water requirements for 20,000tpd production. Positive future impact on currently estimated water costs

❑ Fuel station

❑ Internet access

❑ Land package

Several hectares for additional facilities as required

Noteworthy Project Comparisons

	SSR Mining Marigold Mine Nevada	Equinox Gold Mesquite Mine California	Rio2 Limited Fenix Gold Project Chile
Ore Mining Rate (tpd)	60,000	33,000	20,000
Avg. Annual Production Au oz	200,000	168,000	85,000
Years	9	3	16
Ore	205M	37M	116M
Waste	658M	110M	94M
Strip Ratio	3.2	3.0	0.8
Au Grade	0.46	0.45	0.49
Au Recovery	74%	64%	75%
Recoverable Gold	2,232,938	504,089	1,372,000
AISC - US\$	966 Inc.\$117 Capitalized stripping	950	997
Resources	302Mt @ 0.48 g/t Au 4.7M oz (Au \$1,400)	67Mt @ 0.31 g/t Au 0.7M oz (Au \$1,400) excl sulfides	411Mt @ 0.38 g/t Au 5.0M oz (Au \$1,500)

Source: NI 43-101 Technical Report

DATE: DEC 31, 2017

DATE: DEC 31, 2018

DATE: AUG 15, 2019

Note: LOM from 2020 onwards @ \$ 1,250 Au

Path Forward



RIO²

www.rio2.com

TSXV : RIO OTCQX : RIOFF BVL : RIO